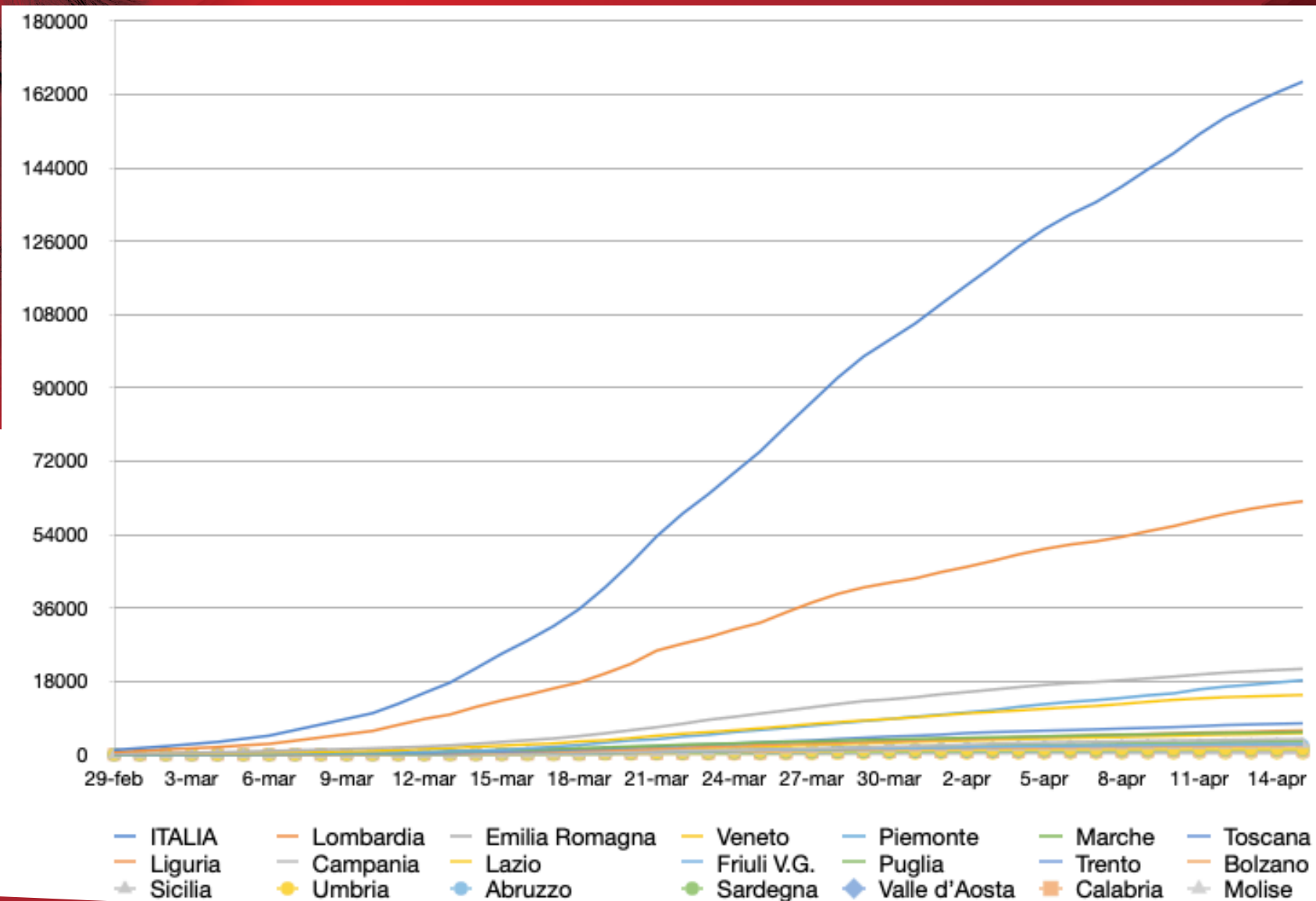


Contagiati cumulativi inclusi guariti e decessi



PIETRO PAOLO ALESSANDRELLO
Consulting, Training and Mentoring

Tel: +39 055 289904
www.alessandrello.org

Nuovi contagi

	3-apr	4-apr	5-apr	6-apr	7-apr	8-apr	9-apr	10-apr	11-apr	12-apr	13-apr	14-apr	15-apr
ITALIA	4585	4805	4316	3599	3039	3836	4204	3951	4694	4092	3153	2972	2667
Lombardia	1455	1598	1337	1079	791	1089	1388	1246	1544	1460	1262	1012	827
Emilia Romagna	599	608	549	467	269	409	443	451	507	463	342	312	277
Veneto	353	360	402	362	337	485	523	488	347	309	174	181	192
Piemonte	543	813	653	562	419	540	639	490	996	652	474	556	539
Marche	132	111	123	150	96	149	96	129	127	92	78	45	77
Toscana	226	172	176	154	172	206	173	175	231	277	155	137	139
Liguria	183	238	246	100	208	149	114	171	185	118	102	212	128
Campania	221	151	132	98	90	120	76	98	75	87	66	99	38
Lazio	167	157	123	151	118	117	163	154	140	122	123	143	121
Friuli V.G.	80	107	62	55	50	65	81	50	44	38	51	38	24
Puglia	105	58	77	127	70	120	82	93	95	85	76	53	66
Trento	106	111	65	63	128	126	106	108	154	83	73	15	79
Bolzano	80	33	52	78	89	24	68	52	2	141	51	35	40
Sicilia	68	73	62	52	51	62	73	70	62	52	42	43	34
Umbria	51	31	29	14	10	26	9	4	7	10	1	1	1
Abruzzo	66	65	75	18	78	60	72	83	106	40	53	32	29
Sardegna	31	49	33	15	13	40	51	37	28	22	15	10	23
Valle d'Aosta	51	29	34	23	30	15	18	11	23	19	6	20	11
Calabria	42	8	54	22	16	26	15	27	14	8	5	28	15
Molise	11	30	18	0	0	2	8	9	3	11	0	0	6
Basilicata	15	3	14	9	4	6	6	5	4	3	4	0	1



Pietro Paolo
ALESSANDRELLO

PIETRO PAOLO ALESSANDRELLO
Consulting, Training and Mentoring

Tel: +39 055 289904
www.alessandrello.org

creativity and communication by: www.creativehabitat.agency

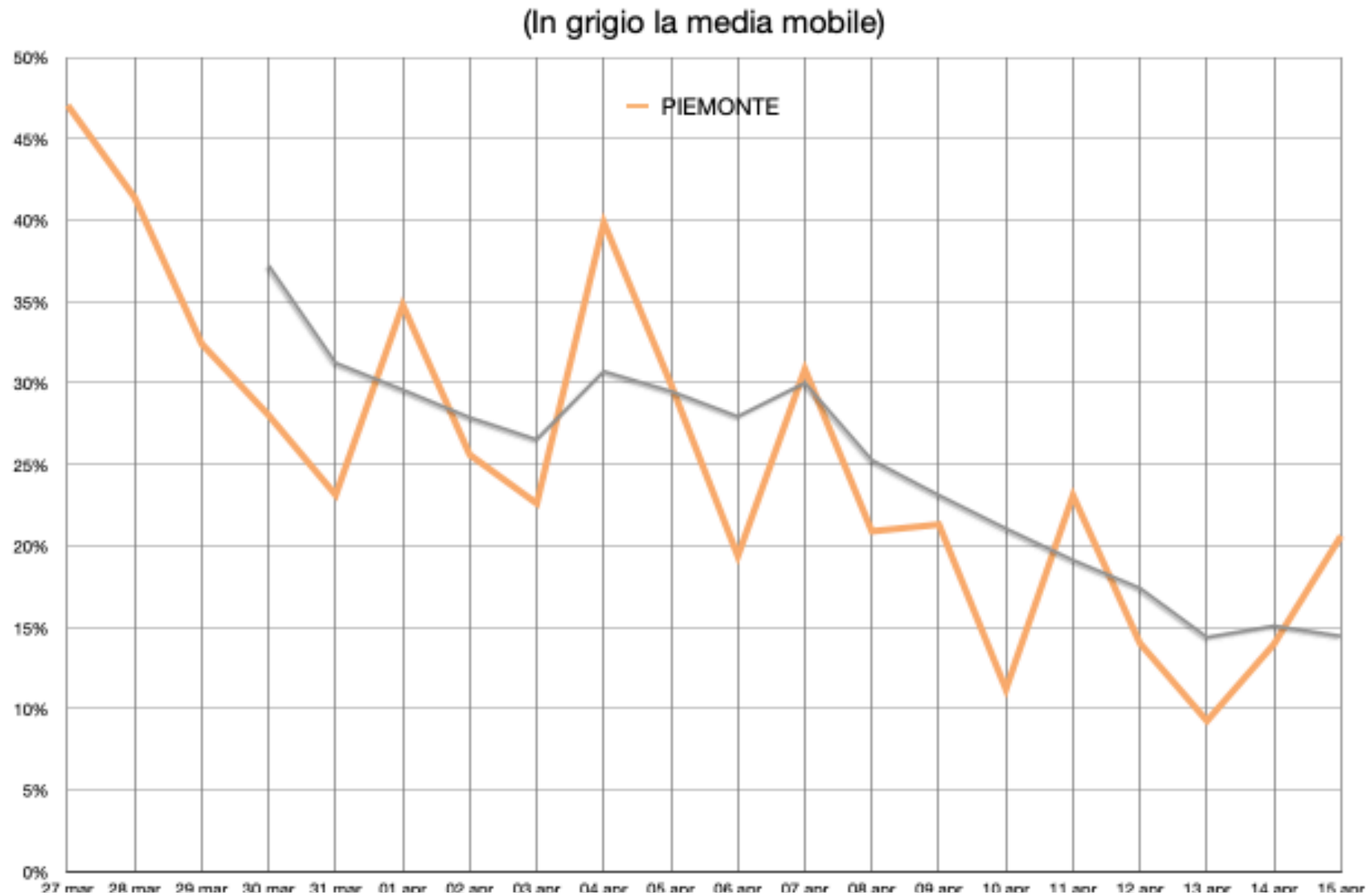
Aumento dei contagi %

	3-apr	4-apr	5-apr	6-apr	7-apr	8-apr	9-apr	10-apr	11-apr	12-apr	13-apr	14-apr	15-apr
ITALIA	4%	4%	3%	3%	2%	3%	3%	3%	3%	3%	2%	2%	2%
Lombardia	3%	3%	3%	2%	2%	2%	3%	2%	3%	3%	2%	2%	1%
Emilia Romagna	4%	4%	3%	3%	2%	2%	2%	2%	3%	2%	2%	2%	1%
Veneto	3%	3%	4%	3%	3%	4%	4%	4%	3%	2%	1%	1%	1%
Piemonte	5%	7%	6%	5%	3%	4%	5%	3%	7%	4%	3%	3%	3%
Marche	3%	3%	3%	3%	2%	3%	2%	3%	2%	2%	1%	1%	1%
Toscana	4%	3%	3%	3%	3%	3%	3%	3%	3%	4%	2%	2%	2%
Liguria	5%	6%	6%	2%	5%	3%	2%	3%	4%	2%	2%	4%	2%
Campania	9%	6%	5%	3%	3%	4%	2%	3%	2%	2%	2%	3%	1%
Lazio	5%	4%	3%	4%	3%	3%	4%	3%	3%	3%	3%	3%	2%
Friuli V.G.	4%	6%	3%	3%	2%	3%	4%	2%	2%	2%	2%	2%	1%
Puglia	5%	3%	3%	5%	3%	5%	3%	3%	3%	3%	3%	2%	2%
Trento	5%	5%	3%	3%	5%	5%	4%	4%	5%	3%	2%	0%	3%
Bolzano	5%	2%	3%	5%	5%	1%	4%	3%	0%	7%	2%	2%	2%
Sicilia	4%	4%	3%	3%	2%	3%	3%	3%	3%	2%	2%	2%	1%
Umbria	5%	3%	2%	1%	1%	2%	1%	0%	1%	1%	0%	0%	0%
Abruzzo	4%	4%	5%	1%	5%	3%	4%	4%	5%	2%	2%	1%	1%
Sardegna	4%	6%	4%	2%	1%	4%	5%	4%	3%	2%	1%	1%	2%
Valle d'Aosta	8%	4%	5%	3%	4%	2%	2%	1%	3%	2%	1%	2%	1%
Calabria	6%	1%	7%	3%	2%	3%	2%	3%	2%	1%	1%	3%	2%
Molise	7%	17%	9%	0%	0%	1%	4%	4%	1%	4%	0%	0%	2%
Basilicata	6%	1%	5%	3%	1%	2%	2%	2%	1%	1%	1%	0%	0%

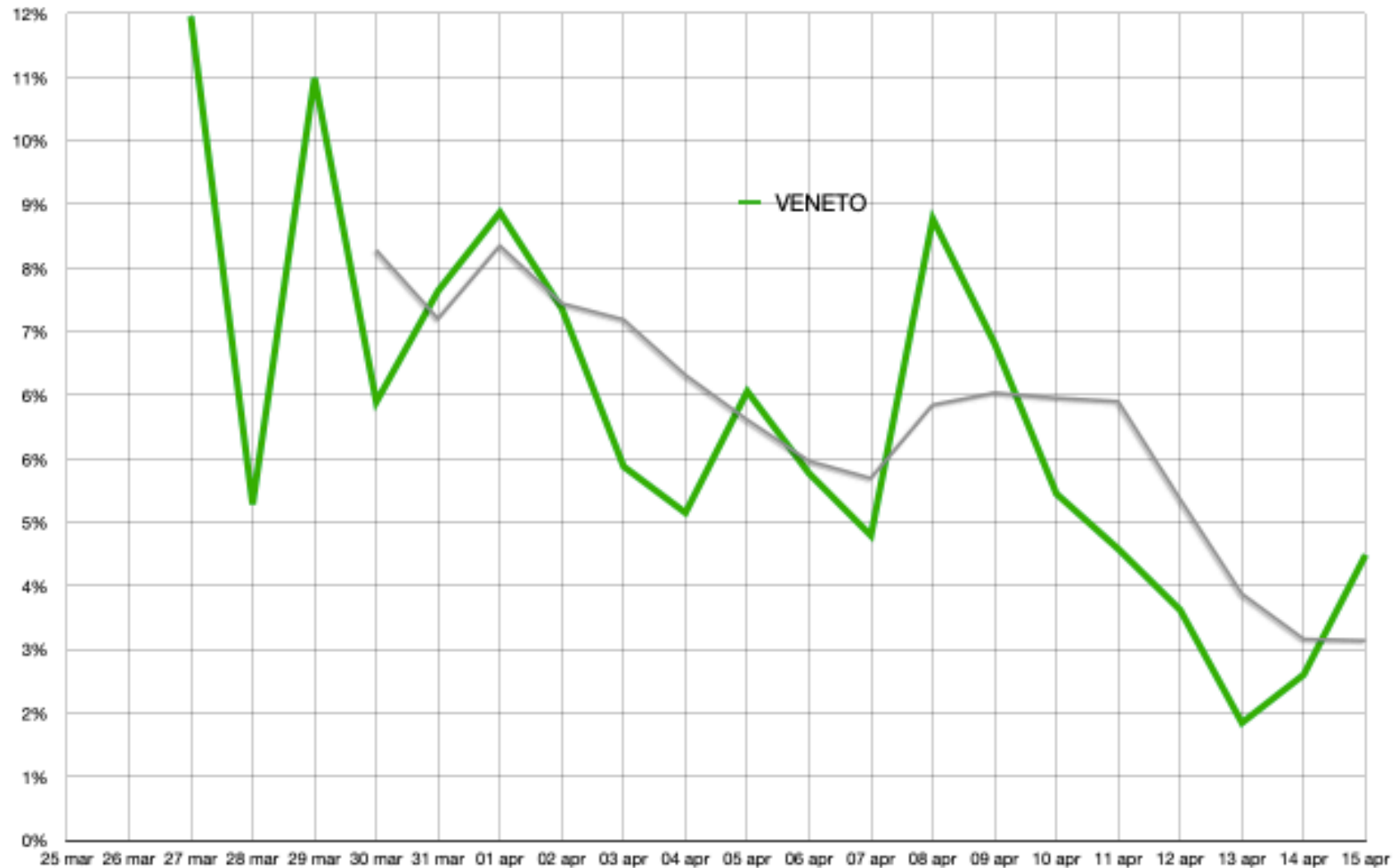
Percentuale nuovi contagi rispetto al MAX

	31/3	1/4	2/4	3/4	4/4	5/4	6/4	7/4	8/4	9/4	10/4	11/4	12/4	13/4	14/4	15/5
Lombardia	32%	48%	40%	45%	49%	41%	33%	24%	33%	43%	38%	47%	45%	39%	31%	25%
Emilia Romagna	55%	73%	56%	61%	62%	56%	48%	27%	42%	45%	46%	52%	47%	35%	32%	28%
Veneto	74%	80%	83%	60%	61%	69%	62%	58%	83%	89%	83%	59%	53%	30%	31%	33%
Piemonte	59%	50%	56%	55%	82%	66%	56%	42%	54%	64%	49%	100%	65%	48%	56%	54%
Marche	53%	51%	51%	49%	41%	46%	56%	36%	56%	36%	48%	47%	34%	29%	17%	29%
Toscana	48%	64%	100%	56%	42%	43%	38%	42%	51%	43%	43%	57%	68%	38%	34%	34%
Liguria	76%	93%	47%	70%	91%	94%	38%	79%	57%	44%	65%	71%	45%	39%	81%	49%
Campania	62%	62%	100%	98%	67%	59%	44%	40%	53%	34%	44%	33%	39%	29%	44%	17%
Lazio	86%	80%	80%	80%	75%	59%	72%	56%	56%	78%	73%	67%	58%	59%	68%	58%
Friuli V.G.	63%	63%	78%	54%	73%	42%	37%	34%	44%	55%	34%	30%	26%	35%	26%	16%
Puglia	56%	88%	80%	64%	36%	47%	78%	43%	74%	50%	57%	58%	52%	47%	33%	40%
Trento	37%	72%	77%	62%	65%	38%	37%	74%	73%	62%	63%	90%	48%	42%	9%	46%
Bolzano	33%	33%	43%	57%	23%	37%	55%	63%	17%	48%	37%	1%	100%	36%	25%	28%
Sicilia	54%	42%	43%	40%	43%	36%	31%	30%	36%	43%	41%	36%	31%	25%	25%	20%
Umbria	29%	18%	36%	55%	34%	32%	15%	11%	28%	10%	4%	8%	11%	1%	1%	1%
Abruzzo	35%	22%	38%	41%	41%	47%	11%	49%	38%	45%	52%	66%	25%	33%	20%	18%
Sardegna	43%	24%	52%	33%	52%	35%	16%	14%	43%	54%	39%	30%	23%	16%	11%	24%
Valle d'Aosta	60%	4%	51%	70%	40%	47%	32%	41%	21%	25%	15%	32%	26%	8%	27%	15%
Calabria	12%	10%	22%	42%	8%	53%	22%	16%	26%	15%	27%	14%	8%	5%	28%	15%
Molise	33%	53%	17%	37%	100%	60%	0%	0%	7%	27%	30%	10%	37%	0%	0%	20%
Basilicata	39%	35%	29%	48%	10%	45%	29%	13%	19%	19%	16%	13%	10%	13%	0%	3%

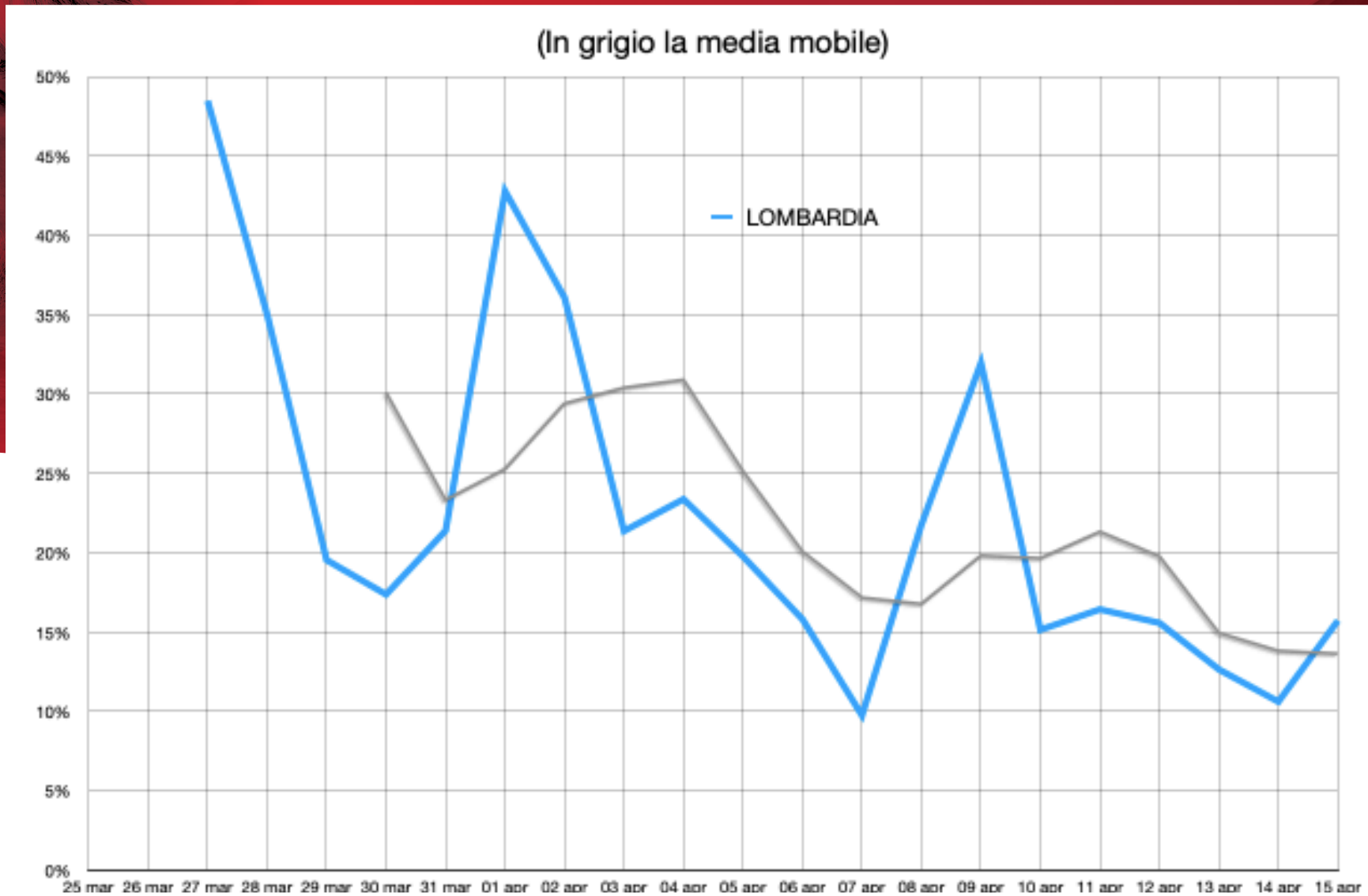
Rapporto Positivi / Tamponi giornalieri



Rapporto Positivi / Tamponi giornalieri



Rapporto Positivi / Tamponi giornalieri



Rapporto Positivi / Tamponi giornalieri

