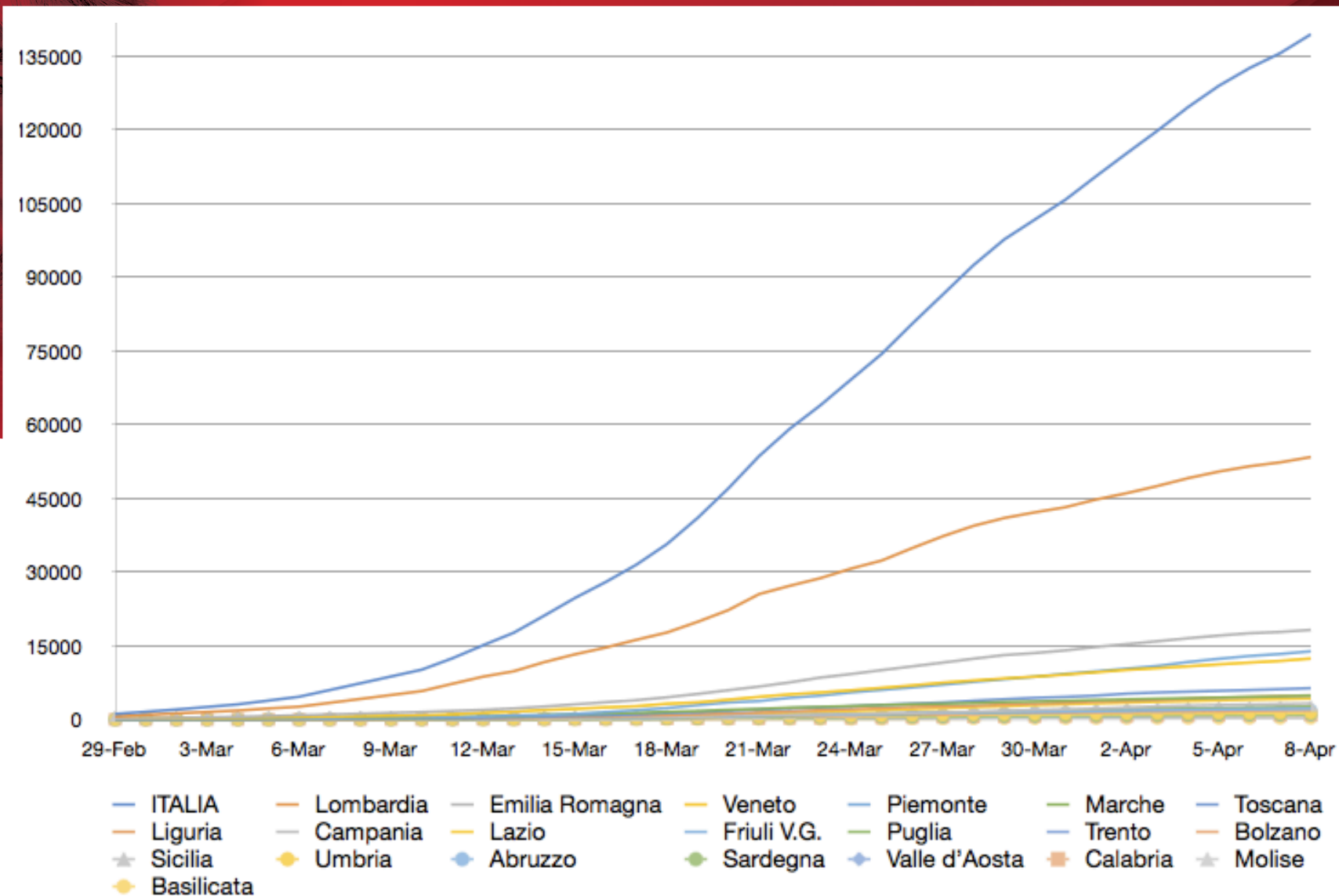


Contagiati cumulativi inclusi guariti e decessi



PIETRO PAOLO ALESSANDRELLO
Consulting, Training and Mentoring

Tel: +39 055 289904
www.alessandrello.org

Nuovi contagi

	28-Mar	29-Mar	30-Mar	31-Mar	1-Apr	2-Apr	3-Apr	4-Apr	5-Apr	6-Apr	7-Apr	8-Apr
ITALIA	5974	5217	4050	4053	4782	4668	4585	4805	4316	3599	3039	3836
Lombardia	2117	1592	1154	1047	1565	1292	1455	1598	1337	1079	791	1089
Emilia Romagna	795	736	412	543	713	546	599	608	549	467	269	409
Veneto	433	428	366	431	470	486	353	360	402	362	337	485
Piemonte	579	535	506	589	494	558	543	813	653	562	419	540
Marche	177	185	126	141	137	136	132	111	123	150	96	149
Toscana	367	305	290	196	259	406	226	172	176	154	172	206
Liguria	126	254	141	199	244	122	183	238	246	100	208	149
Campania	138	167	193	140	139	225	221	151	132	98	90	120
Lazio	210	201	208	181	169	169	167	157	123	151	118	117
Friuli V.G.	119	44	21	92	92	114	80	107	62	55	50	65
Puglia	124	91	163	91	143	131	105	58	77	127	70	120
Trento	114	89	88	64	124	133	106	111	65	63	128	126
Bolzano	106	105	111	46	47	61	80	33	52	78	89	24
Sicilia	109	101	95	92	71	73	68	73	62	52	51	62
Umbria	85	54	28	27	17	33	51	31	29	14	10	26
Abruzzo	116	160	52	56	35	61	66	65	75	18	78	60
Sardegna	94	14	44	40	23	49	31	49	33	15	13	40
Valle d'Aosta	59	73	0	44	3	37	51	29	34	23	30	15
Calabria	61	59	33	12	10	22	42	8	54	22	16	26
Molise	14	4	7	10	16	5	11	30	18	0	0	2
Basilicata	31	20	12	12	11	9	15	3	14	9	4	6

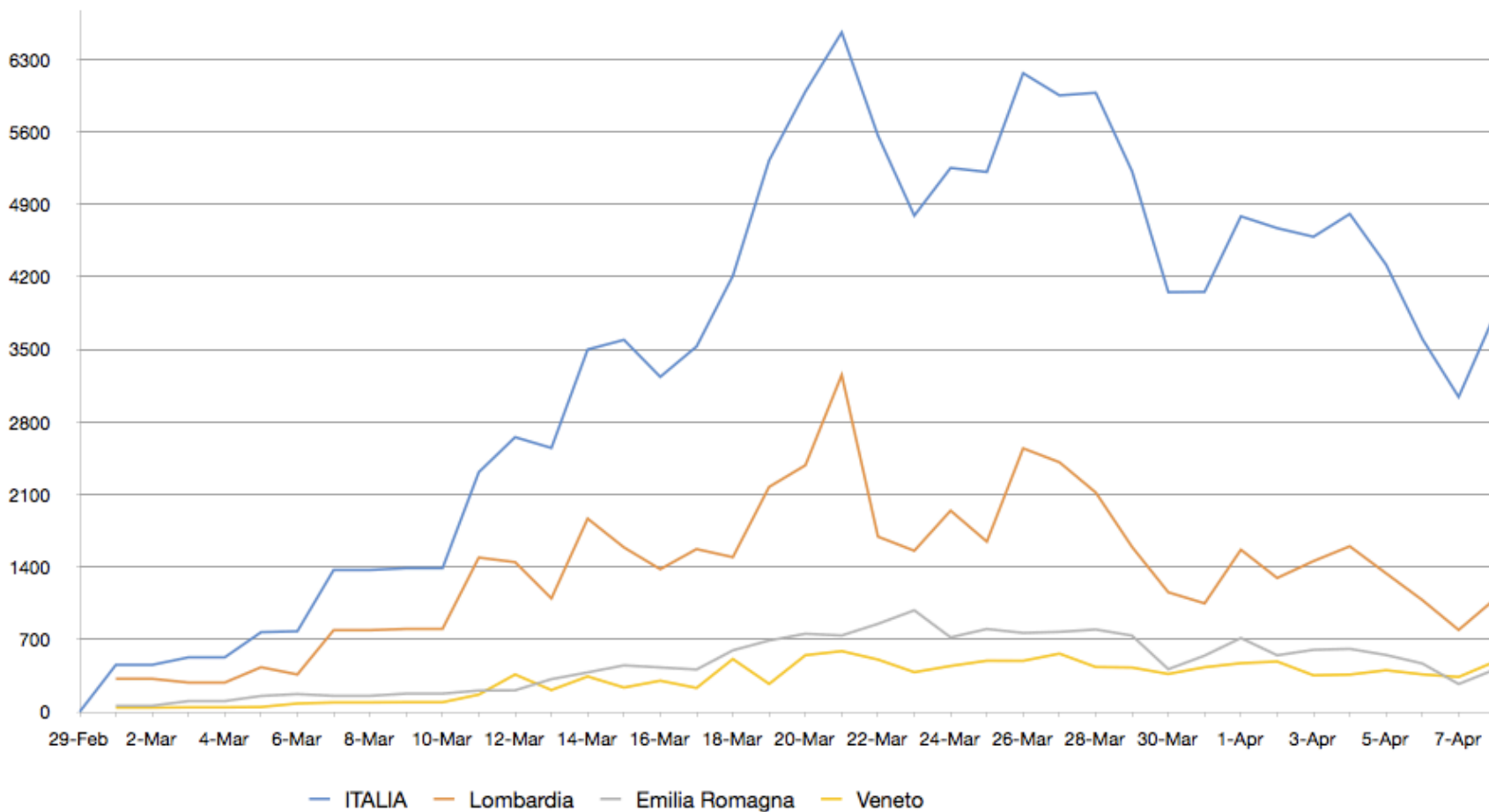
Aumento dei contagi %

	28-Mar	29-Mar	30-Mar	31-Mar	1-Apr	2-Apr	3-Apr	4-Apr	5-Apr	6-Apr	7-Apr	8-Apr
ITALIA	7%	6%	4%	4%	5%	4%	4%	4%	3%	3%	2%	3%
Lombardia	6%	4%	3%	2%	4%	3%	3%	3%	3%	2%	2%	2%
Emilia Romagna	7%	6%	3%	4%	5%	4%	4%	4%	3%	3%	2%	2%
Veneto	6%	5%	4%	5%	5%	5%	3%	3%	4%	3%	3%	4%
Piemonte	8%	7%	6%	7%	5%	6%	5%	7%	6%	5%	3%	4%
Marche	6%	5%	4%	4%	4%	3%	3%	3%	3%	3%	2%	3%
Toscana	11%	8%	7%	4%	6%	8%	4%	3%	3%	3%	3%	3%
Liguria	5%	9%	5%	6%	7%	3%	5%	6%	6%	2%	5%	3%
Campania	9%	10%	11%	7%	7%	10%	9%	6%	5%	3%	3%	4%
Lazio	9%	8%	8%	6%	5%	5%	5%	4%	3%	4%	3%	3%
Friuli V.G.	9%	3%	1%	6%	6%	7%	4%	6%	3%	3%	2%	3%
Puglia	9%	6%	11%	5%	8%	7%	5%	3%	3%	5%	3%	5%
Trento	8%	6%	6%	4%	7%	7%	5%	5%	3%	3%	5%	5%
Bolzano	11%	9%	9%	3%	3%	4%	5%	2%	3%	5%	5%	1%
Sicilia	9%	7%	7%	6%	4%	4%	4%	4%	3%	3%	2%	3%
Umbria	10%	6%	3%	3%	2%	3%	5%	3%	2%	1%	1%	2%
Abruzzo	11%	14%	4%	4%	2%	4%	4%	4%	5%	1%	5%	3%
Sardegna	18%	2%	7%	6%	3%	7%	4%	6%	4%	2%	1%	4%
Valle d'Aosta	13%	14%	0%	8%	0%	6%	8%	4%	5%	3%	4%	2%
Calabria	12%	11%	5%	2%	2%	3%	6%	1%	7%	3%	2%	3%
Molise	13%	3%	6%	7%	11%	3%	7%	17%	9%	0%	0%	1%
Basilicata	21%	11%	6%	6%	5%	4%	6%	1%	5%	3%	1%	2%

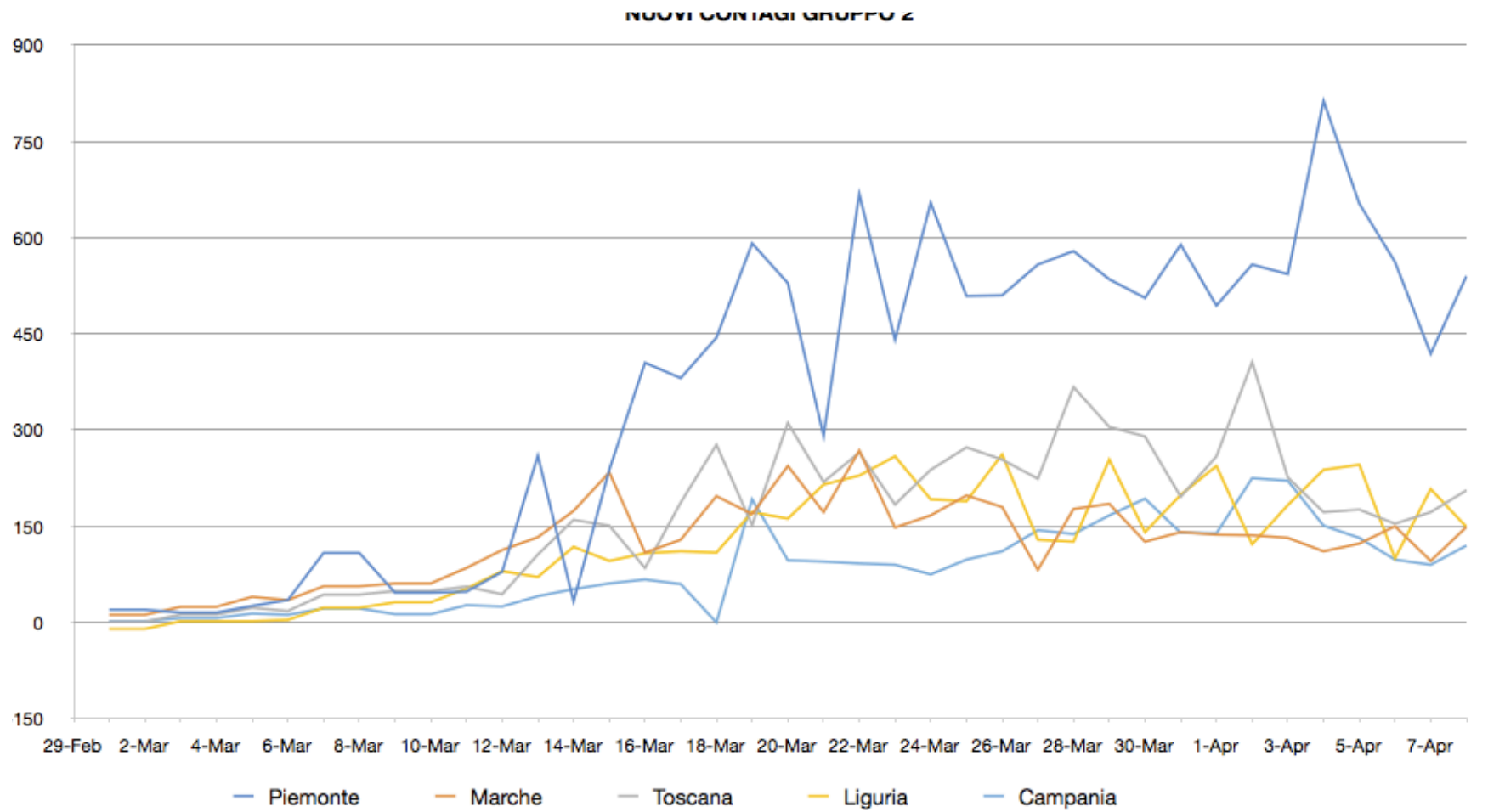
Percentuale nuovi contagi rispetto al MAX

	31 Mar	01 Apr	02 Apr	03 Apr	04 Apr	05 Apr	06 Apr	07 Apr	08 Apr
Lombardia	32%	48%	40%	45%	49%	41%	33%	24%	33%
Emilia Romagna	55%	73%	56%	61%	62%	56%	48%	27%	42%
Veneto	74%	80%	83%	60%	61%	69%	62%	58%	83%
Piemonte	72%	61%	69%	67%	100%	80%	69%	52%	66%
Marche	53%	51%	51%	49%	41%	46%	56%	36%	56%
Toscana	48%	64%	100%	56%	42%	43%	38%	42%	51%
Liguria	76%	93%	47%	70%	91%	94%	38%	79%	57%
Campania	62%	62%	100%	98%	67%	59%	44%	40%	53%
Lazio	86%	80%	80%	80%	75%	59%	72%	56%	56%
Friuli V.G.	63%	63%	78%	54%	73%	42%	37%	34%	44%
Puglia	56%	88%	80%	64%	36%	47%	78%	43%	74%
Trento	37%	72%	77%	62%	65%	38%	37%	74%	73%
Bolzano	41%	42%	54%	71%	29%	46%	70%	79%	21%
Sicilia	54%	42%	43%	40%	43%	36%	31%	30%	36%
Umbria	29%	18%	36%	55%	34%	32%	15%	11%	28%
Abruzzo	35%	22%	38%	41%	41%	47%	11%	49%	38%
Sardegna	43%	24%	52%	33%	52%	35%	16%	14%	43%
Valle d'Aosta	60%	4%	51%	70%	40%	47%	32%	41%	21%
Calabria	12%	10%	22%	42%	8%	53%	22%	16%	26%
Molise	33%	53%	17%	37%	100%	60%	0%	0%	7%
Basilicata	39%	35%	29%	48%	10%	45%	29%	13%	19%

Nuovi contagi Gruppo 1



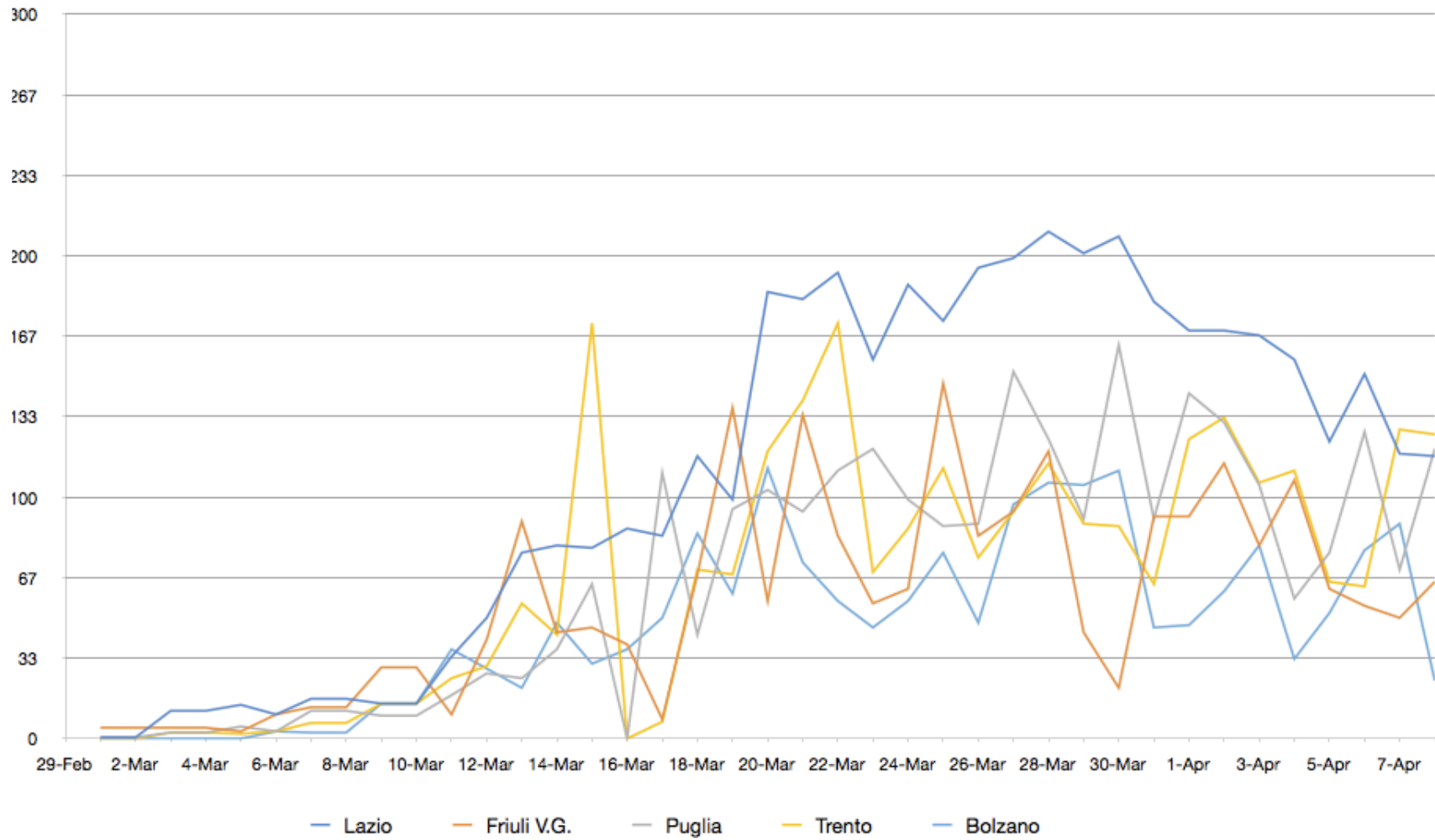
Nuovi contagi Gruppo 2



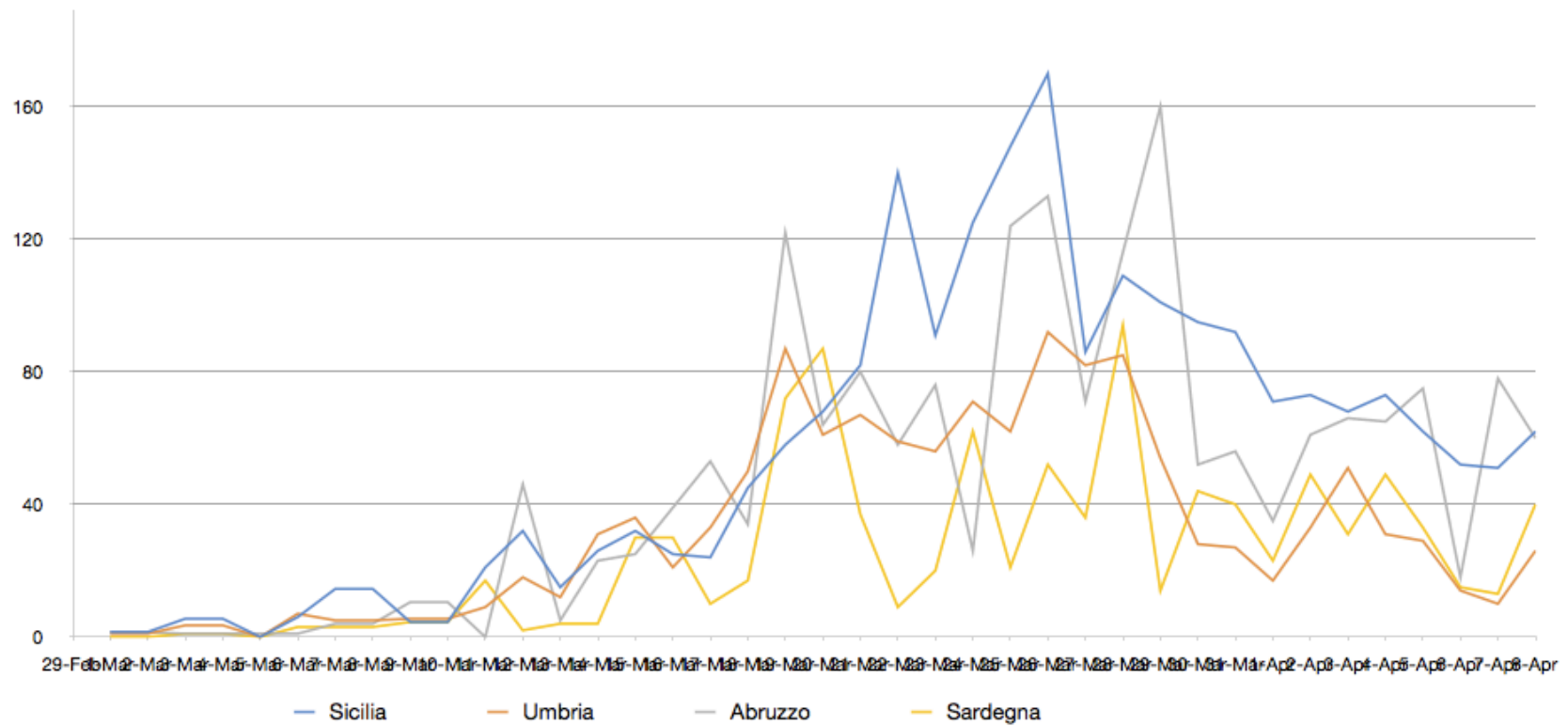
PIETRO PAOLO ALESSANDRELLO
Consulting, Training and Mentoring

Tel: +39 055 289904
www.alessandrello.org

Nuovi contagi Gruppo 3



Nuovi contagi Gruppo 4



PIETRO PAOLO ALESSANDRELLO
Consulting, Training and Mentoring

Tel: +39 055 289904
www.alessandrello.org

Nuovi contagi Gruppo 5

