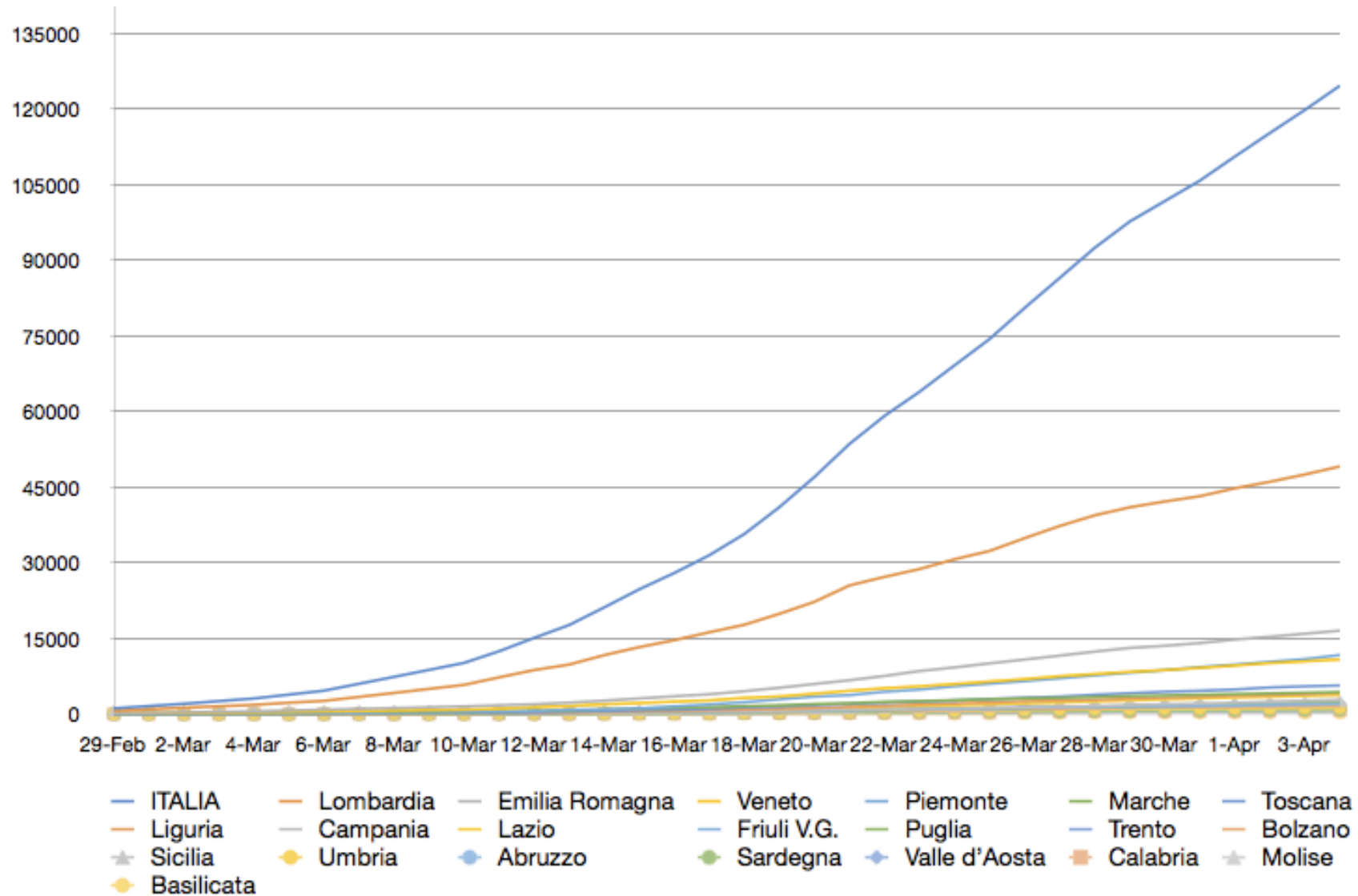


# Contagiati cumulativi inclusi guariti e decessi



# Nuovi contagi

	26-Mar	27-Mar	28-Mar	29-Mar	30-Mar	31-Mar	1-Apr	2-Apr	3-Apr	4-Apr
ITALIA	6163	5949	5974	5217	4050	4053	4782	4668	4585	4805
Lombardia	2543	2409	2117	1592	1154	1047	1565	1292	1455	1598
Emilia Romagna	762	772	795	736	412	543	713	546	599	608
Veneto	493	562	433	428	366	431	470	486	353	360
Piemonte	510	558	579	535	506	589	494	558	543	813
Marche	180	82	177	185	126	141	137	136	132	111
Toscana	254	224	367	305	290	196	259	406	226	172
Liguria	262	129	126	254	141	199	244	122	183	238
Campania	111	144	138	167	193	140	139	225	221	151
Lazio	195	199	210	201	208	181	169	169	167	157
Friuli V.G.	84	94	119	44	21	92	92	114	80	107
Puglia	89	152	124	91	163	91	143	131	105	58
Trento	75	94	114	89	88	64	124	133	106	111
Bolzano	48	97	106	105	111	46	47	61	80	33
Sicilia	170	86	109	101	95	92	71	73	68	73
Umbria	92	82	85	54	28	27	17	33	51	31
Abruzzo	133	71	116	160	52	56	35	61	66	65
Sardegna	52	36	94	14	44	40	23	49	31	49
Valle d'Aosta	7	44	59	73	0	44	3	37	51	29
Calabria	42	101	61	59	33	12	10	22	42	8
Molise	30	6	14	4	7	10	16	5	11	30
Basilicata	31	7	31	20	12	12	11	9	15	3

# Aumento dei contagi %

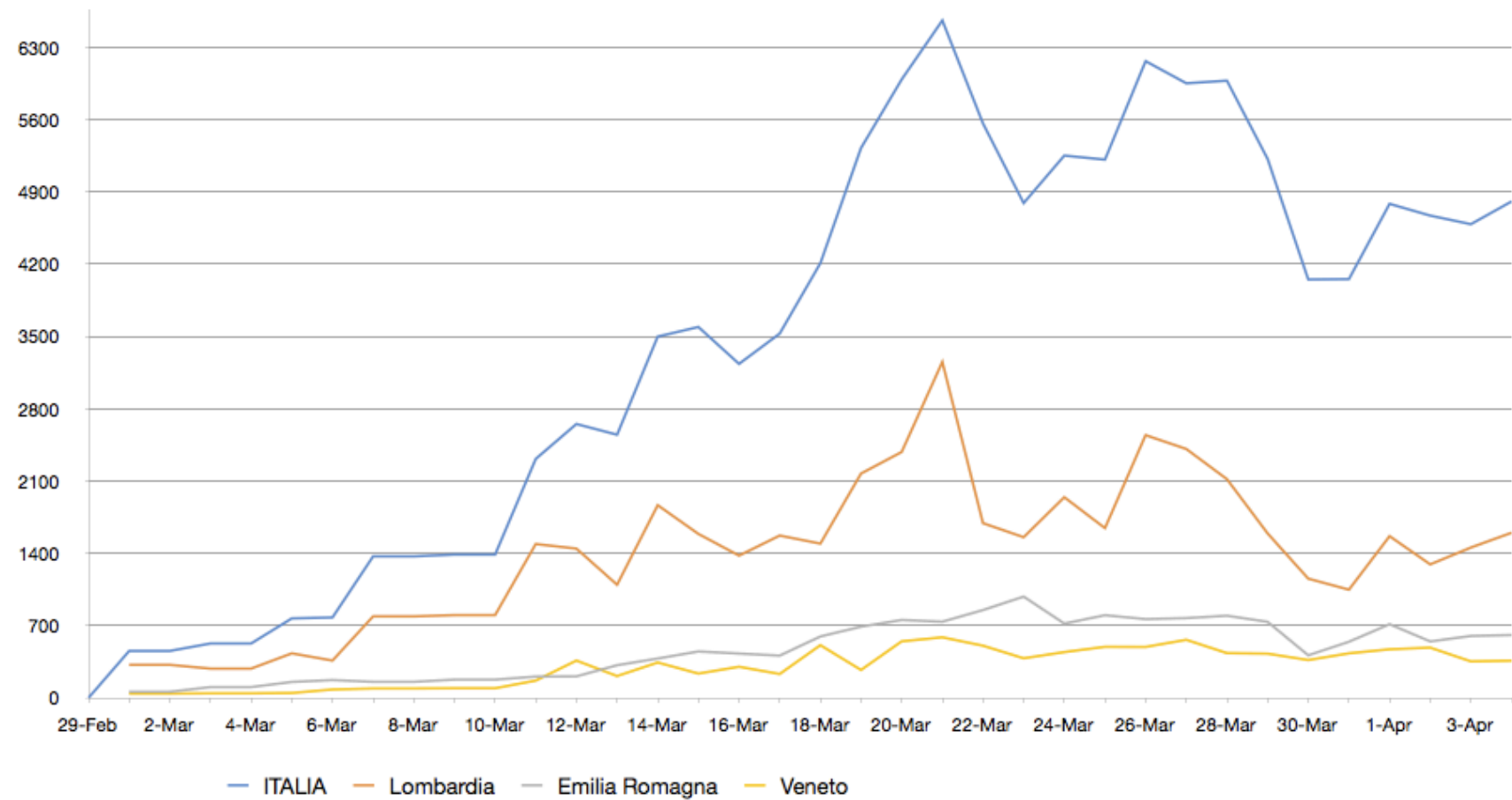
	24-Mar	25-Mar	26-Mar	27-Mar	28-Mar	29-Mar	30-Mar	31-Mar	1-Apr	2-Apr	3-Apr	4-Apr
ITALIA	8%	8%	8%	7%	7%	6%	4%	4%	5%	4%	4%	4%
Lombardia	7%	5%	8%	7%	6%	4%	3%	2%	4%	3%	3%	3%
Emilia Romagna	8%	9%	8%	7%	7%	6%	3%	4%	5%	4%	4%	4%
Veneto	8%	8%	8%	8%	6%	5%	4%	5%	5%	5%	3%	3%
Piemonte	13%	9%	8%	9%	8%	7%	6%	7%	5%	6%	5%	7%
Marche	7%	7%	6%	3%	6%	5%	4%	4%	4%	3%	3%	3%
Toscana	10%	10%	9%	7%	11%	8%	7%	4%	6%	8%	4%	3%
Liguria	10%	9%	11%	5%	5%	9%	5%	6%	7%	3%	5%	6%
Campania	7%	9%	9%	11%	9%	10%	11%	7%	7%	10%	9%	6%
Lazio	12%	10%	10%	9%	9%	8%	8%	6%	5%	5%	5%	4%
Friuli V.G.	7%	15%	7%	8%	9%	3%	1%	6%	6%	7%	4%	6%
Puglia	11%	9%	8%	13%	9%	6%	11%	5%	8%	7%	5%	3%
Trento	9%	10%	6%	7%	8%	6%	6%	4%	7%	7%	5%	5%
Bolzano	8%	10%	6%	11%	11%	9%	9%	3%	3%	4%	5%	2%
Sicilia	17%	17%	17%	7%	9%	7%	7%	6%	4%	4%	4%	4%
Umbria	12%	10%	13%	10%	10%	6%	3%	3%	2%	3%	5%	3%
Abruzzo	4%	18%	16%	8%	11%	14%	4%	4%	2%	4%	4%	4%
Sardegna	17%	5%	12%	7%	18%	2%	7%	6%	3%	7%	4%	6%
Valle d'Aosta	2%	0%	2%	11%	13%	14%	0%	8%	0%	6%	8%	4%
Calabria	9%	10%	12%	26%	12%	11%	5%	2%	2%	3%	6%	1%
Molise	9%	0%	41%	6%	13%	3%	6%	7%	11%	3%	7%	17%
Basilicata	2%	23%	27%	5%	21%	11%	6%	6%	5%	4%	6%	1%



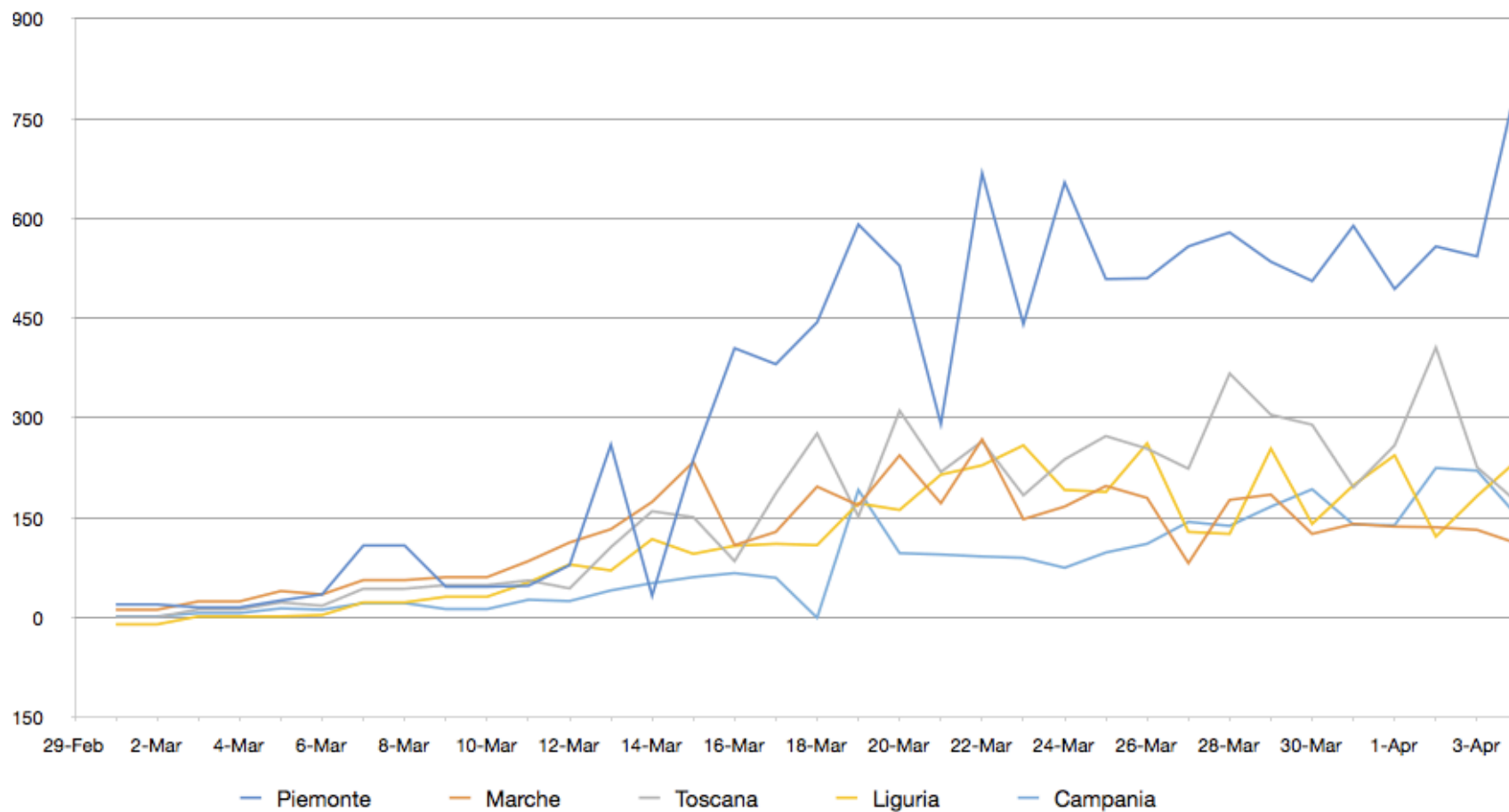
# Percentuale nuovi contagi rispetto al MAX

PERCENTUALE NUOVI CONTAGI RISPETTO AL MAX					
	31 Mar	01 Apr	02 Apr	03 Apr	04 Apr
Lombardia	32%	48%	40%	45%	49%
Emilia Romagna	55%	73%	56%	61%	62%
Veneto	74%	80%	83%	60%	61%
Piemonte	72%	61%	69%	67%	100%
Marche	53%	51%	51%	49%	41%
Toscana	48%	64%	100%	56%	42%
Liguria	76%	93%	47%	70%	91%
Campania	62%	62%	100%	98%	67%
Lazio	86%	80%	80%	80%	75%
Friuli V.G.	63%	63%	78%	54%	73%
Puglia	56%	88%	80%	64%	36%
Trento	37%	72%	77%	62%	65%
Bolzano	41%	42%	54%	71%	29%
Sicilia	54%	42%	43%	40%	43%
Umbria	29%	18%	36%	55%	34%
Abruzzo	35%	22%	38%	41%	41%
Sardegna	43%	24%	52%	33%	52%
Valle d'Aosta	60%	4%	51%	70%	40%
Calabria	12%	10%	22%	42%	8%
Molise	33%	53%	17%	37%	100%
Basilicata	39%	35%	29%	48%	10%

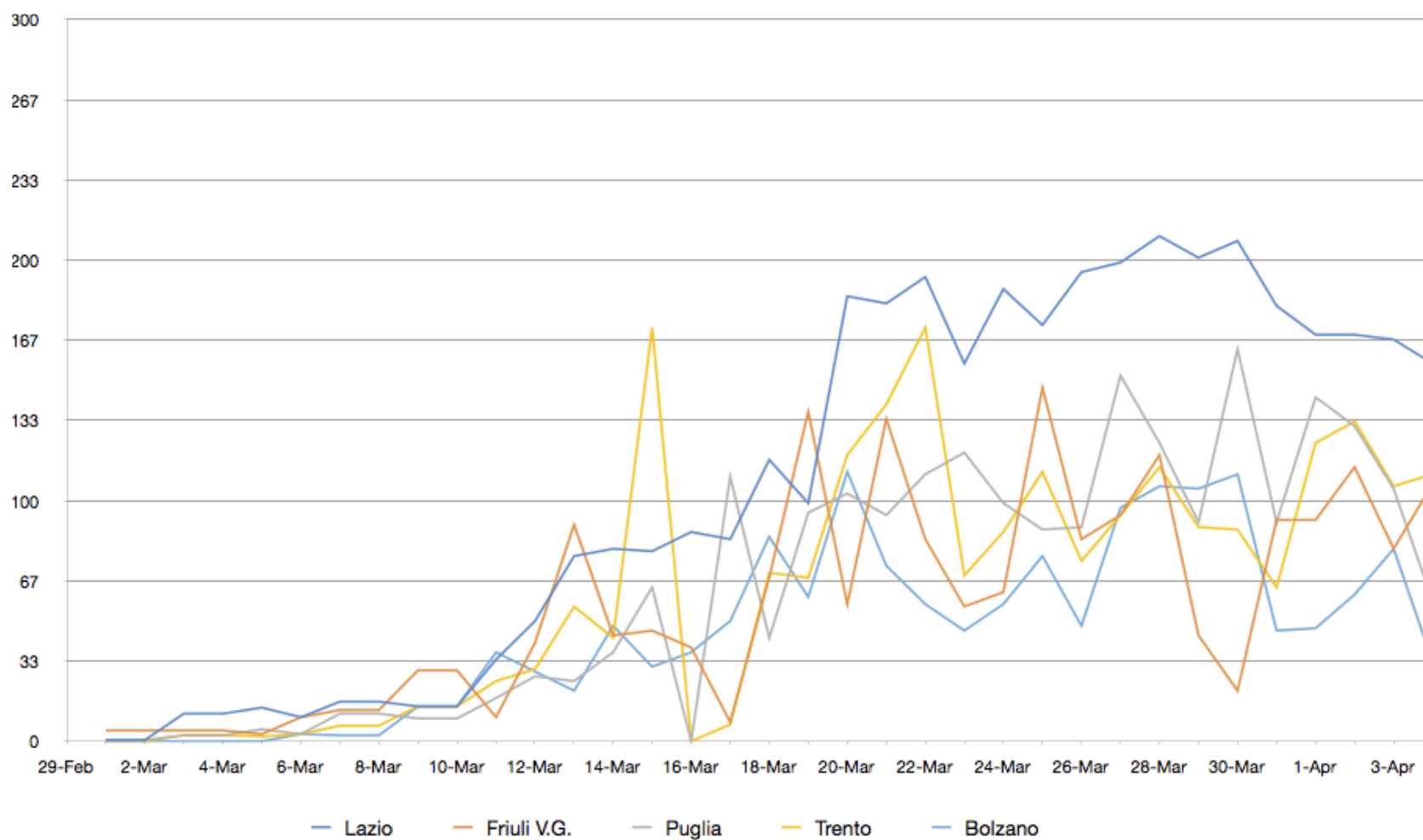
# Nuovi contagi Gruppo 1



# Nuovi contagi Gruppo 2

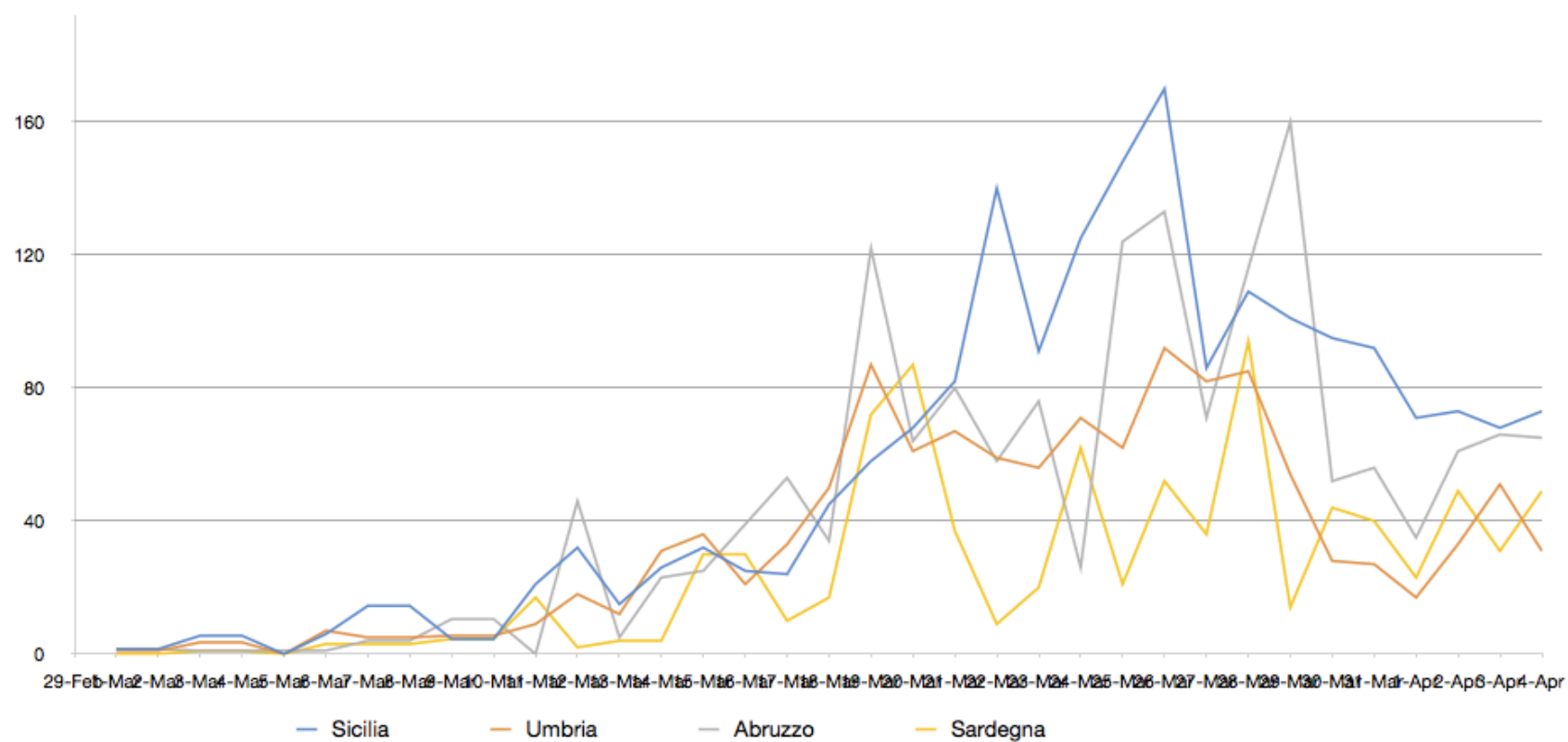


# Nuovi contagi Gruppo 3





## Nuovi contagi Gruppo 4





# Nuovi contagi Gruppo 5

